

pixelplus[™]
xtend




Fixed Installation

Our Pixel Plus Xtend panel is tailored made for outdoor fixed installation applications in a compact, light, portable and fully customizable cabinet, allowing easy assembly and multiple mounting modes.

Front or Rear Maintenance

Fast Service

Tool to lock for front






Tool to lock for back

Front lock key hole

Back lock key hole

Mechanic Lock plate



Waterproof Gasget

Back lock key hole

Front lock key hole

Outdoor
SMD

P4.8

P6

P8

P10

Outdoor
DIP

P10


P16

P20


Chassis customize

The Chassis can be fully customized.


Make your own size



Fully Front or Back Service



No more difficult structures
Thinner and less expensive now



Easy install

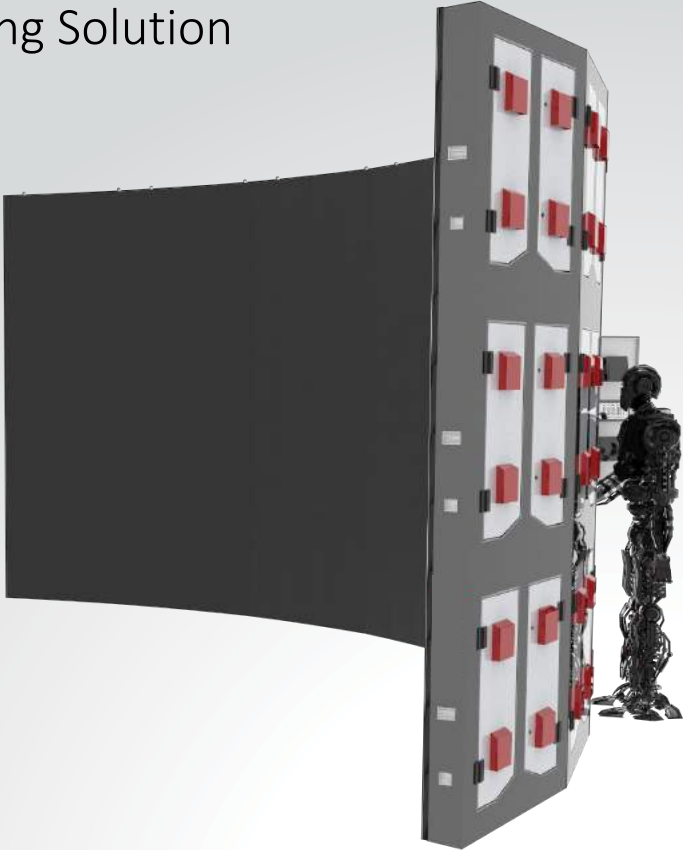


Locked




Unlocked



Curving Solution



Concave



Convex



Measurement

Outdoor
SMD

P4.8

P6

P8

P10

Outdoor
DIP

P10

P16

P20



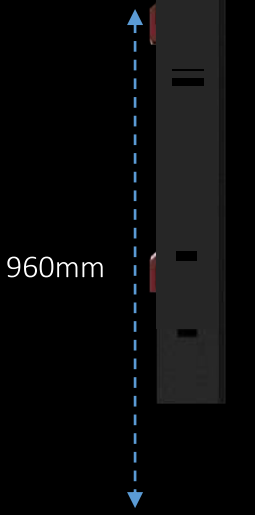
20mm

Weight 0.45kg




240mm

240mm



960mm

Weight Aluminium 40kg
Weight Steel 60kg



960mm
Customize

120mm
Customize

960mm
Customize

Customize Chassis Size
Make any size you want with module

OUTDOOR SMD

Technical Specifications

Pitch	4.8mm	6mm	8mm	10mm
Brightness (True Black SMD)	>5000cd/m ²	>5000cd/m ²	/	/
Brightness (Black Shell SMD)	>6000cd/m ²	>6000cd/m ²	>6000cd/m ²	>6000cd/m ²
Viewing Distance	>4.8m	>6m	8m	>10m
LED Type	SMD1921	SMD2727	SMD3535	SMD3535
Pixel Density	43264 dots/m ²	27777 dots/m ²	15625 dots/m ²	10000 dots/m ²
View Angle	140°/140°	140°/140°	140°/140°	140°/140°
Refresh Rate	>3840Hz	>3840Hz	>3840Hz	>3840Hz
Module Size	240x240mm	240x240mm	240x240mm	240x240mm
Cabinet Size	960x960mm	960x960mm	960x960mm	960x960mm
Cabinet Res.	200x200px	160x160px	120x120px	96x96px
Drive Mode	1/5 scan	1/8 scan	1/3 scan	1/4 scan
Environment	IP65/IP54	IP65/IP54	IP65/IP54	IP65/IP54
Max Power	780W/m ²	780W/m ²	780W/m ²	750W/m ²
Voltage	100v - 220v	100v - 220v	100v - 220v	100v - 220v
Weight	41.5kg/pcs	41.5kg/pcs	41.5kg/pcs	41.5kg/pcs

OUTDOOR DIP

Technical Specifications

Pitch	10mm	15mm	20mm
Brightness (DIP LED)	>6000cd/m ²	>6000cd/m ²	>6000cd/m ²
Viewing Distance	>10m	>15m	>20m
LED Type	DIP346	DIP346	DIP346
Pixel Density	10000 dots/m ²	4444 dots/m ²	2500 dots/m ²
View Angle	120°/60°	120°/60°	120°/60°
Refresh Rate	>3840Hz	>3840Hz	>3840Hz
Module Size	240x240mm	240x240mm	240x240mm
Cabinet Size	960x960mm	960x960mm	960x960mm
Cabinet Res.	96x96px	64x64px	48x48px
Drive Mode	1/4 scan	Static	Static
Environment	IP65/IP54	IP65/IP54	IP65/IP54
Max Power	750W/m ²	750W/m ²	750W/m ²
Voltage	100v - 220v	100v - 220v	100v - 220v
Weight	41.5kg/pcs	41.5kg/pcs	41.5kg/pcs